


ASS-ASB ANTI-COLLISION SAFETY BAR

User manual



**Important! Read carefully before use.
Keep for future need.**

Default user manual.

Contents of the instructions for use

EU DECLARATION OF CONFORMITY.....	4
FOREWORD	5
Safe manipulation.....	5
User's Qualification.....	5
PLACEMENT OF PRODUCTION LABEL.....	6
WARRANTY CONDITIONS.....	6
CUSTOMER SUPPORT.....	6
Functionality.....	7
PREPARATION AND INSTALLATION.....	7
Installation	8
Schematic connection	9
SAFETY	10
REPAIR AND MODIFICATION.....	10
MAINTENANCE	11
Cleaning	11
Control.....	11
TECHNICAL SERVICE.....	11
SPECIFICATIONS.....	12
PROPER DISPOSAL OF THE PRODUCT	13



This manual is to be considered a part of the device.





Carefully read manual before first use. Attend to all HSE requirements, all work safety related requirements and all HSE requirements related to the specific workplace. Caution is the best way to avoid any safety risk.

EU DECLARATION OF CONFORMITY

Pursuant to Section 13 (1) of Act No. 264/99 Coll., on technical requirements for products and on conformity assessment, as amended by later regulations, and the Government Regulation No. 194/2005 Coll., as amended by the Government Regulation No. 318/2007 Coll., to determine technical requirements for electromagnetic compatibility of the equipment, and No. 308/2004 Coll., as amended by the Government Regulation No. 449/2007 Coll., to determine technical requirements for electric equipment.

Business company: ELDAMO, s.r.o.
Registered office: Osadná 2, 831 03 Bratislava – Nové Mesto
ID No.: 51166623
VAT reg. No.: SK2120623252

as manufacturer

Designation: **SMART BAR – Intelligent Safety Barrier**
Type: **SBEL01**
Country of origin: **Slovak Republic**

The manufacturer declares that:

A. The specified product is safe if used for the intended purpose. The manufacturer has adopted measures to ensure conformity of the product made available on the market with the technical documentation and with the basic requirements specified in the Government Regulations and with the requirements in the technical standards as specified under item B.

B. Properties of this product comply with the technical requirements related to it and as specified in relevant Government Regulations or possibly in other technical regulations.

C. The conformity assessment was performed pursuant to:

- the Government Regulation No. 194/2005 Coll., as amended by the Government Regulation No. 318/2007 Coll., on electromagnetic compatibility of the equipment
- the Government Regulation No. 308/2004 Coll., as amended by the Government Regulation No. 449/2007 Coll., on electric equipment.

D. Conformity assessment performed in compliance with the standards:

- harmonized technical standards

STN EN 61204-6 – DC low-voltage power supply equipment, part 6: requirements for low-voltage power supply equipment with proven quality.

STN 33 2000-5-56 – Low-voltage electric equipment. Part 5-56: Selection and construction of electric equipment. Power supply safety.

STN EN 60947-7-1, HD 60364-5-56, STN 33 2000-4-444, STN EN 60335-2-82.

Bratislava 29th November 2020



Osadná 2, 831 03 Bratislava
IČO: 51166623 – DIČ: 2120623252
IČ DPH : SK2120623252
Tel.: +421 244 445 698

..... 

Dávid Morec,
Executive of ELDAMO, s.r.o.

FOREWORD

Safe manipulation



Using systems connected to ASS-ASB is advised to be done according to their respective user manuals. This user manual describes correct way to use ASS-ASB. Check the product condition before use.

To avoid any damage done and losing warranty rights due to unqualified assembly or use:

- use the product only based on this manual;
- comply with all the information regarding safety and maintenance;

You should only let qualified and experienced people use this product and its accessories.

- keep the manual at a place accessible for the user;
- comply with applicable standards;

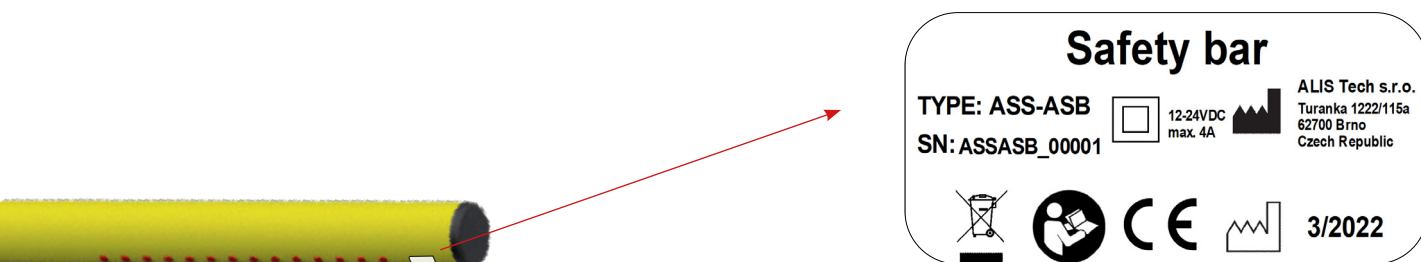
Never install this product in places:

- with high oxygen concentration;
- with oxidizing agents (for instance nitrous oxide (N₂O));
- with flammable fluid;
- with excessive humidity;

User's Qualification

Person using this device should be able to use common electronic devices and should be trained to use ASS-ASB in accordance with this user manual.

PLACEMENT OF PRODUCTION LABEL



Information contained in this document can be changed without prior notice. ALIS Tech s.r.o. (further mentioned only as “ALIS Tech”) does not take any responsibility for inaccuracies, missing information, loss, personal or other risk due to wrong use of the device not in accordance with content of this document.

WARRANTY CONDITIONS


Warranty period for this device is 12 months from the date of purchase. Using this device in violation with contents of this document denies any warranty rights.

CUSTOMER SUPPORT

ALIS Tech reserves the right to perform any maintenance on this device.

Functionality

The anti-collision safety bar is used to ensure a safe travel under lowered profiles and prevents against any accidents due to excessively raised load. This system is based on the intelligent touch sensor that in case of a touch or shock triggers a high-frequency sound alarm and initializes blinking of LED signal lights. The system warns of an excessively raised load that would hit against an obstacle in front of the installed anti-collision safety bar, if the height remains unchanged. After this set-up time lapses the anti-collision safety bar is switched automatically to the quiet mode and is ready for the next impact.



PREPARATION AND INSTALLATION

If the following regulations are not observed, the manufacturer takes no responsibility for any damage. When assembling and using this product please comply with:

- National installation and operating regulations.
- National regulations on fire and explosion protection.



For user safety, it is necessary to make sure that the network cable is intact. In many cases, a faulty connection or an unconnected wire will not be recognized right away.

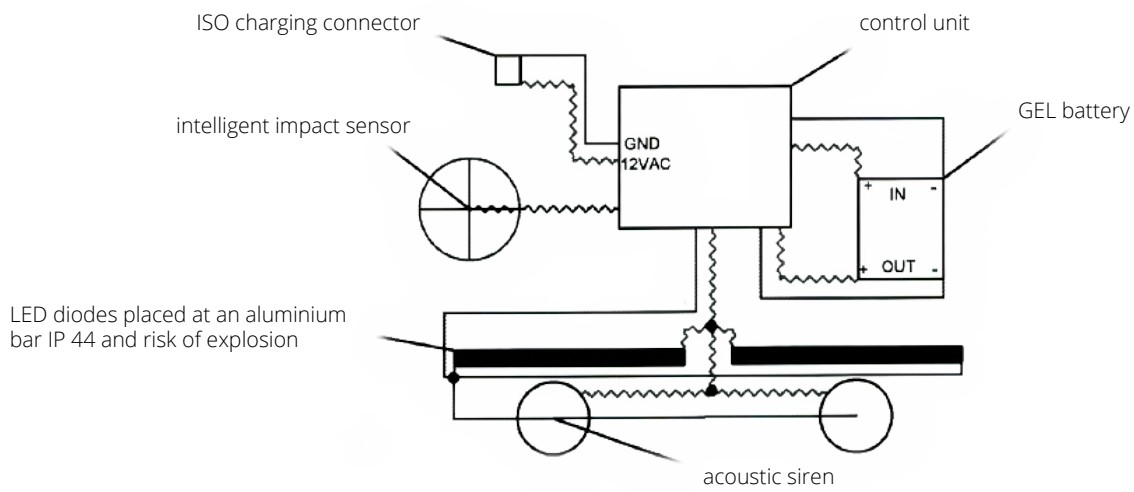
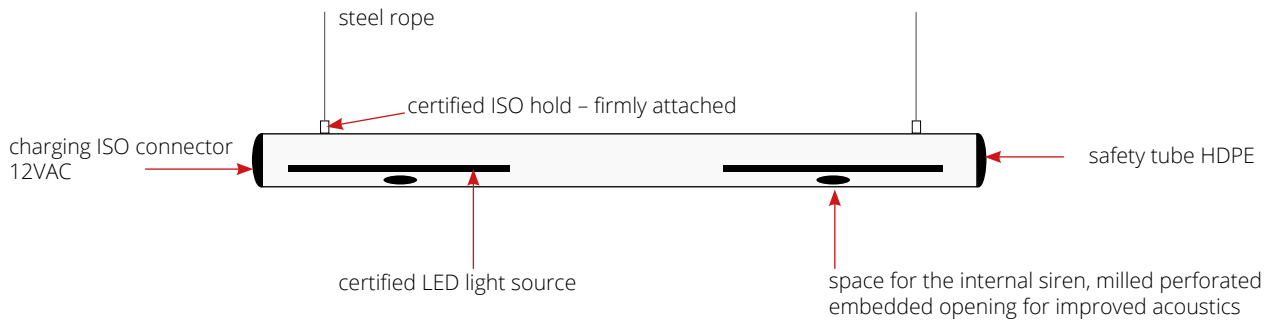
Installation

Install the anti-collision safety bar with the use of 2 pieces of steel ropes, included in the package, being attached with solid ISO holds. Install the system always within a minimal distance required to initiate adequate response. Take average speed of vehicles passing through the lowered profile and response time of subjects always into consideration. It is advisable to install the anti-collision safety bar in adequate distance from industrial gate, lowered conveyors or passages through lowered profiles.

It is advisable to install the anti-collision safety bar within an adequate distance from industrial gate, lowered conveyors or within passages through lowered profiles. Install the system always within a minimal distance required to initiate adequate response. Take average speed of vehicles passing through the lowered profile and response time of subjects always into consideration.



Schematic connection



SAFETY

General safety requirements

- The degree of protection of electrical equipment provided by the cover preventing foreign objects and water from entering the device given by IP code (ČSN EN 60529:1993) must correspond to the specific installation of the electrical device, must be stated in the user manual and on the nameplate of electrical device. The IP code of the device (IP 67) can be found in the operating instructions in the technical data and on the production label.
- Conditions for operation of devices relating to the use of radio frequencies and operation of short-range radio transmitting devices by natural or legal persons are laid down in Act. No. 127/2005 Coll., as amended, and General Authorization No. VO-R / 10 / 05.2014-3 for the use of radio frequencies and for the operation of short-range devices pursuant to section 10, paragraph 1 of Act No. 127/2005 Coll.
- Technical requirements for radio equipment are set by NV No. 426/2016 Coll.
- Technical requirements for protection in terms of electromagnetic compatibility are set by the Government Decree No. 117/2016 Coll.

Safety instructions

- Keep the device dry and clean.
- Do not place the device on excessively hot or cold surface.
- Clean the device with damp and clean cloth.
- Do not paint the device.
- Do not disassemble or repair the device.
- Do not use the device in places where it could interfere with the operation of other devices, such as air traffic, integrated rescue system, etc.
- Only use accessories supplied by the manufacturer.

REPAIR AND MODIFICATION

The device and its accessories do not contain any parts repairable by the user.



Do not disassemble, modify or repair the device as this can result in harming user, damaging device and its functionality and compromising warranty rights.

This device can only be repaired by manufacturer's or supplier's technician. Manufacturer is not responsible for any injury or damage caused by repair done by anybody else than mentioned above.

MAINTENANCE

Cleaning

Clean the product only by manual rubbing of its surface.

Never submerge the product in liquid. Do not rinse with pressurized water.



Risk of electric shock and fire!
Risk of damage or destruction of the product during machine cleaning.
Do not use any flammable or explosive cleaning or disinfecting agents.

Control

Each control unit is tested by the manufacturer for its functionality. After installation of the device, the manufacturer's technician, supplier's technician or technician under the supervision of the manufacturer tests it. The customer confirms the correct functionality by signing the hand-over protocol.

The manufacturer reserves the right to change the inspection method.

TECHNICAL SERVICE

For service and repair inquiries, contact your supplier or the manufacturer directly.

SPECIFICATIONS

Product specifications

Product name	Anti-collision safety bar
Usage	Vertical/horizontal
Package contains	2 pieces of steel ropes, each one of 8 m long

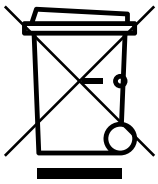
Technical specifications

Dimensions (mm)	2000 x 140
Weight (g) of whole package	10 kg
Weight (g) of single bar	9 kg
Power supply standard	12 VDC - 230V AC
Power supply - customized	Battery
Operating temperature	-10 °C – +50 °C
Siren duration	7 seconds
Siren volume	102 dB
Colour	RAL 1021
Luminance	79lm/M

External conditions

Detection of false alarms	Intelligent impact sensor – resistant to false alarms (wind for example).
IP protection standard	IP 20 – indoor use only
IP protection – customized	IP 44 – outdoor use

PROPER DISPOSAL OF THE PRODUCT



Disposal of electrical and electronic equipment. This symbol on the product or in its documentation indicates that this product shall not be treated as household waste at the end of its working life. To avoid possible harm to the environment or human health from uncontrolled waste disposal, please separate this from other types of wastes and recycle them with respect to the sustainable reuse of material resources. Non-commercial users should contact either the retailer where they purchased this product, or their local government office, for details of where and how they can safely recycle this item. This product must not be mixed with other industrial products.

www.alis-tech.com

