


Keep Lockout/Tagout top of mind in the workplace


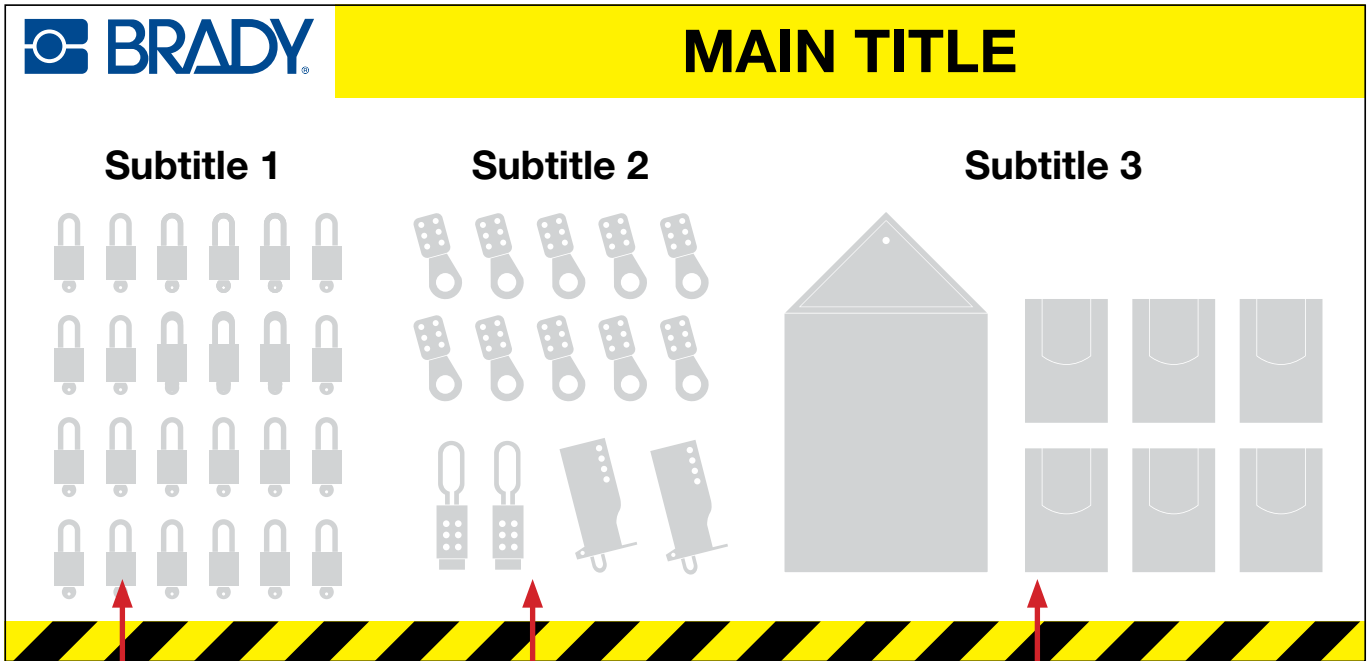
Custom Lockout/Tagout Shadowboards



Make safety top of mind in the workplace and optimise Lockout/Tagout efficiency with highly visible, custom lockout shadowboards.

- increase efficiency by organising relevant lockout procedures, padlocks, devices, tags and accessories on shadowboards
- keep safety and Lockout/Tagout top of mind in the workplace with highly visible shadowboards
- maintain efficiency by promoting the return of tools to the board with tool shadows

Shadowboard customisation guide



Decide which type of padlocks you want to add, and in which quantity.



Decide which type of devices you want to add, and in which quantity.



Decide which accessories you want to add, and in which quantity.

Meet the needs of your facility with a customised shadowboard:

1. Add the tools you need.

List the items you want on your shadowboard:

- padlocks
- lockout devices
- desired accessories such as document or tag holders, wall rails, set of board pins, etc.*

2. Select a construction material.

- transparent plexiglass
- white laminated vinyl

3. Choose your layout.

- add a main title, secondary titles and/or other text
- choose shadow colours so they match your tools
- add your logo, hatched frames or other visuals

We will provide a proof of the artwork. Please review and approve.

*You will find all products in our online shop.

Improve Lockout/Tagout efficiency in your workplace with custom Shadowboards.