


WALL MOUNT UNITS



- >> SECURE
- >> FLEXIBLE
- >> ROBUST



WALL MOUNT UNITS

The Wall Mount is a belt mechanism for wall mounting. It offers maximum flexibility in use due to its wide range of belt lengths from 2.3 to 25 metres, as well as mounting options.











It is robust and resistant both in the production area and in highly frequented locations such as airports or railway stations.




ADVANTAGES

- >> Flawless and simple application in indoor as well as outdoor areas
- >> Space-saving option for cordoning off areas or directing streams of visitors
- >> Different belt lengths, wall mounting options & end pieces

THE RIGHT PRODUCT FOR EVERY REQUIREMENT

	M/L/Twist	Belt length 2,3 to 3,7 m 	Page 03
	Safety, Recessed	Belt length 2,3 to 3,7 m 	Page 04
	XL/XXL/Double	Belt length 7 to 12 m 	Page 05
	XXXL/Jettrac	Belt length 22 to 25 m 	Page 06
	Accessories/Product Overview		Page 07-08
	Belt colours		Page 09

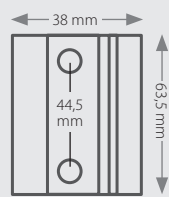
>> WALL MOUNT
M/L/TWIST



WALL MOUNT M/L >> WALL MOUNT SOLUTION WITH 2,30 m / 3,70 m BELTWALL

Belt Length:	2,3 m / 3,7 m
Belt Width:	5 cm
Housing Height:	120 mm
Housing Colour:	Black, Chrom Brush, Chrom Polish.
Belt Colour:	see p. 9
Belt Imprint:	optional
Total Weight:	approx. 0,5 kg / 0,7 kg
Material:	Aluminium
Outdoor Usage:	yes
Fixation:	see p. 8
Belt End:	see p. 8
Wall Receptacle:	see p. 7

Backplate:



Wall Receptacle:



Tube Style/Ø



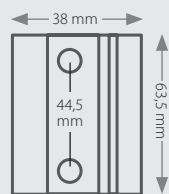
Extrusion
M: Ø 70 mm
L: Ø 83 mm



WALL MOUNT DOUBLE M/L >> WALL MOUNT SOLUTION WITH 2 x 2,30 m / 2 x 3,70 m BELT

Belt Length:	2 x 2,3 m / 2 x 3,7 m
Belt Width:	5 cm
Housing Height:	330 mm
Housing Colour:	Black, Chrom Brush, Chrom Polish.
Belt Colour:	see p. 9
Belt Imprint:	optional
Total Weight:	approx. 1 kg / 1,4 kg
Material:	Aluminium
Outdoor Usage:	yes
Fixation:	see p. 8
Belt End:	see p. 8
Wall Receptacle:	see p. 7

Backplate:



Wall Receptacle:



Tube Style/Ø



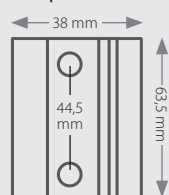
Extrusion
M: Ø 70 mm
L: Ø 83 mm



WALL MOUNT TWIST M/L >> WALL MOUNT SOLUTION 360° ROTATABLE AND WITH 2,30 m / 3,70 m BELT

Belt Length:	2,3 m / 3,7 m
Belt Width:	5 cm
Housing Height:	120 mm
Housing Colour:	Black, Chrom Brush, Chrom Polish.
Belt Colour:	see p. 9
Belt Imprint:	optional
Total Weight:	approx. 0,7 kg
Material:	Aluminium
Outdoor Usage:	yes
Fixation:	see p. 8
Belt End:	see p. 8
Wall Receptacle:	see p. 7

Backplate:




Wall Receptacle:



Tube Style/Ø



Extrusion
M: Ø 70 mm
L: Ø 83 mm



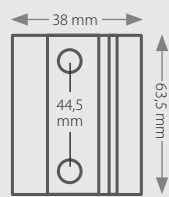
>> **WALL MOUNT SAFETY, RECESSED, BELT HEIGHT 10 cm**



WALL MOUNT SAFETY >> WALL MOUNT SOLUTION MADE OF PLASTIC WITH 3 m BELT

Belt Length:	3 m
Belt Width:	5 cm
Housing Height:	120 mm
Housing Colour:	Black, Red, Yellow
Belt Colour:	see p. 9
Belt Imprint:	no
Total Weight:	approx. 0,7 kg
Material:	Plastic
Outdoor Usage:	yes
Fixation:	see p. 8
Belt End:	see p. 8
Wall Receptacle:	see p. 7

Backplate:



Wall Receptacle:



Tube Style/Ø



Extrusion
L: Ø 83 mm



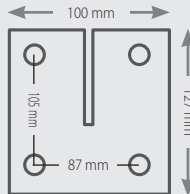
Variants:



WALL MOUNT M/L >> RECESSED VERSION WITH 2,30 m / 3,70 m BELT

Belt Length:	2,3 m / 3,7 m
Belt Width:	5 cm
Housing Height:	100 mm
Housing Colour:	Black, Chrom Brush., Chrom Polish.
Belt Colour:	see p. 9
Belt Imprint:	optional
Total Weight:	approx. 1 kg
Material:	Aluminium
Outdoor Usage:	yes
Fixation:	recessed
Belt End:	see p. 8
Wall Receptacle:	see p. 7

Backplate:




Wall Receptacle:



Tube Style/Ø



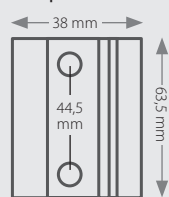
Extrusion
M: Ø 70 mm
L: Ø 83 mm



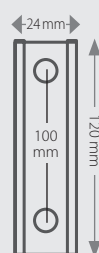
WALL MOUNT L(X) >> WALL MOUNT SOLUTION 3 m AND 10 cm BELT HEIGHT

Belt Length:	3 m
Belt Width:	10 cm
Housing Height:	170 mm
Housing Colour:	Black, Chrom Brush., Chrom Polish.
Belt Colour:	see p. 9
Belt Imprint:	optional
Total Weight:	approx. 1 kg
Material:	Aluminium
Outdoor Usage:	yes
Fixation:	see p. 8
Belt End:	see p. 8
Wall Receptacle:	see p. 7

Backplate:



Wall Receptacle:



Tube Style/Ø



Extrusion
L: Ø 83 mm



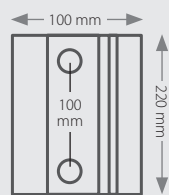
>> WALL MOUNT
XL/XXL/DOUBLE



WALL MOUNT XL/XXL >> WALL MOUNT SOLUTION WITH 7 m / 12 m BELT WALL

Belt Length:	7 m / 12 m
Belt Width:	5 cm
Housing Height:	137 mm
Housing Colour:	Black, Chrom Brush, Chrom Polish.
Belt Colour:	see p. 9
Belt Imprint:	optional
Total Weight:	approx. 1,4 kg
Material:	Aluminium
Outdoor Usage:	yes
Fixation:	see p. 8
Belt End:	see p. 8
Wall Receptacle:	see p. 7

Backplate:



Wall Receptacle:



Tube Style/Ø



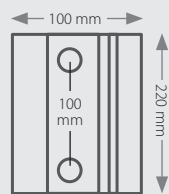
Extrusion
XL: Ø 110 mm
XXL: Ø 110 mm



WALL MOUNT XL-/XXL-DOUBLE >> WALL MOUNT SOLUTION WITH 2 x 7 m / 2 x 12 m BELT

Belt Length:	2 x 7 m / 2 x 12 m
Belt Width:	5 cm
Housing Height:	330 mm
Housing Colour:	Black, Chrom Brush, Chrom Polish.
Belt Colour:	see p. 9
Belt Imprint:	optional
Total Weight:	approx. 2,4 kg
Material:	Aluminium
Outdoor Usage:	yes
Fixation:	see p. 8
Belt End:	see p. 8
Wall Receptacle:	see p. 7

Backplate:



Wall Receptacle:



Tube Style/Ø



Extrusion
XL: Ø 110 mm
XXL: Ø 110 mm




>> WALL MOUNT XXXL / JETTRAC



WALL MOUNT XXXL >> WALL MOUNT SOLUTION WITH 22 m BELT

Belt Length:	22 m
Belt Width:	5 cm
Housing Height:	220 mm
Housing Colour:	Black, Chrom Brush.
Belt Colour:	see p. 9
Belt Imprint:	optional
Total Weight:	approx. 5 kg
Material:	Aluminium
Outdoor Usage:	yes
Fixation:	see p. 8
Belt End:	see p. 8
Wall Receptacle:	see p. 7



WALL MOUNT JETTRAC >> WALL MOUNT SOLUTION WITH 25 m BELT


Belt Length:	25 m
Belt Width:	5 cm
Housing Height:	200 mm
Housing Colour:	Red
Belt Colour:	see p. 9
Belt Imprint:	optional
Total Weight:	approx. 8 kg
Material:	Aluminium
Outdoor Usage:	yes
Fixation:	see p. 8
Belt End:	see p. 8
Wall Receptacle:	see p. 7



INDIVIDUAL CUSTOMISATION

Our Wall Mounts are configurable.
Choose the option that suits you:

- 1 Belt end (p. 7/8)
- 2 Wall mounting (p. 8)
- 3 Belt colour (p. 9)




>> ACCESSORIES/
PRODUCT OVERVIEW



BELT ENDS FOR EVERY OCCASION


- >> The belts can optionally be equipped with a safety end piece, magnet, belt clip or with hooks, in plastic (length: 5 cm) or stainless steel (length: 33.7 cm).
- >> Accessories: Wall receptacle for mounting the belt on a wall.



WALL RECEPTACLE

	for screwing (standard)	stickable	for screwing with magnet	stickable with magnet
Belt height 5 cm	<p>24 mm 76 mm round</p>	<p>24 mm 76 mm flat</p>	<p>24 mm 86 mm round</p>	<p>24 mm 86 mm flat</p>
Belt height 10 cm	<p>24 mm 120 mm round</p>	<p>24 mm 120 mm flat</p>		

i Other wall receptacle options are available on request!


















PRODUCT OVERVIEW

Wall Mount	Wall mounting				Belt end						Belt colours
	for screwing	magnetic	recessed	clampable	Standard	Magnet	Belt Clip	Hook	Hook	Safety Belt End	
M/L		■	■	■	■	■	■	—	■	■	All colours
M Double/ L Double		■	■	—	■	■	■	—	■	■	All colours
M/L Twist		■	□	—	■	■	■	—	■	■	All colours
Safety		■	—	—	■	—	—	—	—	■	Black/Yellow/ Red/White
L (X)		■	■	—	■	□	—	—	—	—	All colours
XL		■	■	—	■	■	■	—	■	■	All colours
XL-Double		■	■	—	■	■	■	—	■	■	All colours
XXL		■	■	—	■	■	■	—	■	■	Neon yellow, Black/Yellow, Black, Red, Red/White
XXL-Double		■	■	—	■	■	■	—	■	■	Neon yellow, Black/Yellow, Black, Red, Red/White
XXXL		■	■	—	■	■	■	■	■	—	Neon yellow, Black/Yellow, Black, Red, Red/White
Jettrac		■	■	—	■	■	■	■	■	—	Neon yellow, Black/Yellow, Black, Red, Red/White

■ Standard □ on request — not possible

>> BELT COLOURS



				
Neon yellow	Red	Black	Black/Yellow	Red/White
				
Grey	Bordeaux	Orange	Brown	Olive
				
Green	Dark blue	Navy	Blue	Individual belt printing

BELTS IN THE DESIGN OF YOUR CHOICE

- >> Own belts can be printed, for example, in your company colour with or without logo, but also with lettering and warnings
- >> Fast printing in our in-house belt print shop using digital printing in the sublimation process



STANDARD BELT PRINTS

We offer a selection of standard imprints with warnings. These are self-explanatory and can be used almost everywhere.

Possible applications are for example:

- >> Entrance areas
- >> Dangerous areas
- >> Production sites
- >> Construction site partitions
- >> Airports and railway stations
- >> Theatres, cinemas, banks, museums
- >> and many more



>> SUSTAINABILITY


Our company is certified with the international environmental management system ISO 14001.

Our products go through a CO2-neutral production process using hydropower. Any excess capacity is fed into the grid as a contribution to the regional energy transition.

At Via Guide, we not only pay attention to environmentally friendly belt printing in our own belt printing plant, but we also rely on regional suppliers.



SAFETY & CLEAR WALKWAYS MAKE THE DIFFERENCE



- >> MADE IN GERMANY
- >> SHORT DELIVERY TIMES
- >> ISO CERTIFIED

We show possible solutions for guiding people in numerous sectors, drawing on our many years of experience from many international projects.

We have our own engineering and production departments which allow for fully developed solutions, earning us the title of an industry leader. This includes the successful realisation of customerspecific requirements.

